


# Kid Scoop News®

## Kids Can Save the Earth!

Earth Day reminds us that taking care of the planet is everyone's responsibility. Earth Savers Club for Kids shares childrens' ideas for making our world a cleaner, healthier place!



How many times can you find the letters in the word EARTH on this page?



## The Bunny Buddies Are Back!

Find a buddy to do our Bunny Buddies puzzles **together**. If it looks easy, find somebunny younger. If it looks tough, find somebunny older!



## Ancient Puzzle, Modern Fun!

Tangrams, although much older, found their way to Europe and North America early in the 19th Century.


A P R I L 2 0 1 5

## Get the Dirt on Snails

Find out all about snails, make a snail motel or draw a circle and have a snail race!



This copy of Kid Scoop News belongs to:



Be cool this Spring with a Kid Scoop Backpack, Hat, T-shirt, Earth Rangers Water Bottle and Snazzy Buttons!

A tiny Pappi is hidden in this paper! Find him and visit [www.scooptroop.ca](http://www.scooptroop.ca) to tell us where, for a chance to win! Contest closes April 30, 2015. \*Full details online.



Find Pappi & WIN...

## From the desks of Pappi & Woodward

Hi Kids!

Did you have a great March Break? Pappi and I really enjoyed the sunshine and warmer weather and we are looking forward to seeing you guys out there as we hit the road with our Scoop Troop Reporters in our Scoop Troop Fun Bus! Next stop will be at the new InnPower open house in Innisfil. If you are in the area, come on out and check us out and if not, let us know what is happening in your communities and we will try to get there and see you!

It's Earth Month and Oral Health Month in April. We have some great articles written by local school children in our Writer's Corner and our Bunny Buddies are back this year to give you some holiday fun. Keep reading, have a great month and stay healthy and safe.

See you soon! Pappi and Woodward.



## THE INSIDE SCOOP

In The News - Amazing Animal Teeth	3
Spotlight: Earth Day	4
Writer's Corner: Alcona Glen P.S.	5
STEM: Tanagrams	6-7
Puzzle Page/April Calendar	8-9
Social Studies: A Visit to the Philippines	10
Slimy Science: The Dirt on Snails	12
Art Gallery	13
Early Learners	14
Parents/Teachers Page	15
Money Matters: Snacks and Sales Tax	16

**KSN**  
Literacy Network Inc.

**Kid Scoop**  
NEWS

**Publisher/Editor:** Catherine Beauvais – cb@kidscoop.ca  
**Art Director:** Nicole Beauvais-Holt – production@kidscoop.ca  
**Director of FUNdrising:** Debbie Yandt – debbie@scooptroop.ca  
**Classroom Subscription Requests:** www.scooptroop.ca  
 1062 Muriel Street, Innisfil, ON L9S 4W7 • 705-733-0033 • Fax: 1-866-772-0893





**SATURDAY**  
**APRIL 11TH**

\* INNPOWER CUSTOMERS \* VOLUNTEERS \* FRIENDS & FAMILY \*  
**WELCOME**

**FEATURING:**  
**BUILDING TOUR \* PRIZES \* GIVEAWAYS<sup>1</sup>**  
 INFORMATION **VOLUNTEER APPRECIATION BBQ** PRESENTATIONS



**SCIENCE FAIR \* MAGIC**

**LED LIGHT EXCHANGE<sup>1&2</sup> saveONenergy**

**EXCHANGE:**  
**4 X**  =  **LED BULB & NIGHT LIGHT**



**TRAIN RIDES**



**BUCKET TRUCK RIDES<sup>3&4</sup>**  
**IN SUPPORT OF**  
**& MORE...** 



## JOIN US

### PUBLIC OPEN HOUSE & COMMUNITY VOLUNTEER CELEBRATION



**OPEN HOUSE**

**10:00 AM**  
to  
**4:00 PM**

**BBQ**

**12:00 PM**  
to  
**2:00 PM**

**\* 7251 YONGE STREET \***  
 www.innpower.ca for more information

1. While quantities last
2. Conditions apply. See www.innpower.ca for more details
3. In support of United way, cash or non-perishable food donation requested
4. Signed waiver required to participate




# Amazing Animal Teeth

April is Oral Health Month, so it's a good month for reminders about brushing, flossing, eating right and doing everything to take care of your teeth.

Of course, people aren't the only ones with teeth. The animal kingdom is full of animals with weird and sometimes terrifying teeth. Here are just a few. What would you do if you saw these in your neighbourhood?



## Musk Deer

The musk deer of Asia has long fangs instead of antlers. With a face that looks a little like a kangaroo, and teeth a little like Dracula's, musk deer are *herbivores* (plant eaters). It uses its long teeth to scrape off moss and other vegetation to eat.



## The Narwhal

Sometimes called the "unicorn of the sea," this small, 13-foot (4m)-long whale has a "spear-tooth" atop its head. Scientists think this could be used for protection and to break up ice in the whale's arctic habitat. The narwhal's "horn" is actually a right canine tooth that grows forwards through the animal's forehead.

Photo: Glenn Williams, National Institute of Standards and Technology



## The Babirusa

The *babirusa* have teeth which are used as weapons. Native to Indonesia, these "Deer Pigs" have massive lower canines that curl, fang-like, over the upper jaw. Their upper canines also come in backwards, pairing with the lower tusks and curling back towards the head. The babirusa must grind their teeth down as they can grow into the animal's skull, killing the beast.

Photo: Coke and Som Smith



## Hippopotamus

The hippopotamus is the third largest land animal and it has the largest canines of any land animal. It has two sword-like teeth that grow to be 16 inches (40cm) in length.

Photo: John Connell

### TRIVIA

- ☞ An elephant's tooth can weigh three kilograms? That's heavier than a big jug of milk!
- ☞ Even though whales are very big, some of them don't have any teeth. Instead, they have rows of stiff hair like combs that take food out of the ocean.
- ☞ Snails are very small but they can have thousands of tiny teeth all lined up in rows.
- ☞ Minnows have teeth in their throat.
- ☞ Rabbit's teeth never stop growing. They keep them worn down by gnawing on bark and other hard foods.
- ☞ Lemon sharks grow a new set of teeth every two weeks. They grow more than 24,000 new teeth every year!
- ☞ Every year in China, people celebrate a special holiday called "Love Your Teeth Day".

Source: Canadian Dental Health Association

"What do you call a bear with no teeth?"



A Gummy Bear!



We Cater to Chickens, Especially Little Chicks!

**Dentistry Plus** 7 convenient locations in Ontario  
[www.dentistryplus.com](http://www.dentistryplus.com)



**Stroud Dental**  
 8000 Yonge Street, Unit 2  
 Innisfil, ON L9S 1L5 705-436-6527



# How to make EVERY day Earth Day!



**E**ach April we celebrate **Earth Day**. But taking care of the Earth needs to be done daily.

ways to take care of our planet. And you can submit your ideas, art, poetry, photos and videos!

**Earthsaversclubforkids.com** is a website where kids can learn

Here are some of the Earth Saving Tips kids have sent into this website.

**Find a fund that saves a type of animal and get the address for that fund. I found one for a tiger fund. Send money to that fund saying it's to help with research.**

– Bluetiger, United States

**You could raise money for animal shelters, take shorter showers, recycle, tell kids at school that Earth is our only planet. We should create clubs and ask permission to hang up recycled paper posters in our schools.**

– earthkid109 United States

**Make a composter! When you're done composting you can use what you made with it for a garden that you can grow. That can help save the earth.**

– Sparkle1 Canada

**Take the short shower challenge. See who in your family can take the shortest shower (include your mom and dad). Don't forget to wash out the shampoo!**

– kholland, United States

**Put a bucket in the shower. Turn on the water for 30 seconds. If you have captured more than a half gallon, ask your parents to get a low-flow plumbing fixture for your shower at a hardware store.**

– dholland, United States

**Can you reuse three things in one week? Take a re-usable bag to the grocery store. Pack your lunch sandwich in a re-usable plastic container. Check out a book from the library. What else could you reuse?**

– thebookworm, Canada



## Now it's YOUR turn!

Can you come up with at least four more tips to protect the planet? Ask a family member for ideas, too.

Four sets of horizontal lines for writing tips.

**Earth Month is for the Animals!**  
 Protect a Canadian animal this month and you'll also be protecting animals in Africa  
 Get started at [earthrangers.com](http://earthrangers.com)

\*Your Bring Back the Wild campaign must be started between April 1, 2015 – April 30, 2015 and funds must be raised by May 31, 2015.



**Grade 4 Class helps the Creek,** by Devon C.

Last fall, Ms. Little's class visited Leonard's Creek and that's not all. First they cleaned the creek...now they will plant aquatic plants to help the creek. Our class has been at the creek several times.

*About the Creek*

Before we went to the creek there were dams, garbage and other harmful things. The creek is very long and does not have much wildlife because the water is not very clean so the animals would get sick.

*About the Plants*

Our class will be planting Blue Vervain, White Boneset, Swamp Milkweed and Joe Pye Weed. The plants will be grown inside on March 30<sup>th</sup> and then will be transferred to the creek in June.

*Indoor Planting*

We will have the plants inside until June. We will have them in an indoor garden where they will get enough light. We will need to water them to keep the soil moist. Make sure you don't trample the plants but make sure you come and see our plants.

**Alcona Glen Teacher Gets Indoor Garden,** by Daniel V, Alcona Glen teacher Ms. Little gets an indoor garden to help Leonard's Creek. We are trying to get rid of phosphorus and nitrogen. Lots of the students are excited.

*About the Creek*

We've been to Leonard's creek a few times. The first time we just looked around the place. The creek was clogged so we unclogged it. In the fall we cleaned up the garbage and in the winter it was all ice, very thick, really thick.

*The Indoor Garden*

Dana from the Lake Simcoe Region Conservation Authority is coming to set up our indoor garden on March 30<sup>th</sup>. She will be setting up a light that is on a timer so the plants will grow well. We will be watering them and taking care of them until they mature.

*About the Plants*

We will be planting at Leonard's Creek in June. The indoor garden is going to be in the class for 3 months. We'll be planting Blue Vervain, White Boneset, Swamp Milkweed and Joe Pye Weed. Do you know the plants will grow up to 1 metre or more!

*I think we're going to make a difference.*

**Leonard's Creek will be healthy soon,** by Justin D.

Ms. Little's grade 4 class is planting a garden indoors. Then they'll help Leonard's Creek by bringing the plants there in June.

The plants they're growing are Blue Vervain, White Boneset, Swamp Milkweed and the last one I know is Joe Pye Weed. Mostly the whole class is excited about this garden we are growing. We would like everyone not to step on our plants. We are putting up signs so no one steps on them.

When summer starts, grab your friends and check out the creek because it's probably going to look better than it did the first time. You will also see some of us on TV, in the

newspaper and you can also see and hear some of us on the radio, Twitter, Instagram and Facebook. So thanks for reading this good information!

**Ms. Little's Class saves Leonard's Creek,** by Baylee J.

*What's wrong?*  
Leonard's Creek is getting dirty from too much nitrogen and phosphorus.

*What did we do last time we went?*

Last time we went, we were cleaning up the creek and forest.

*When are we planting?*

We are going to get an indoor garden on March 30<sup>th</sup>, 2015. We will be going to Leonard's Creek again in June to start planting the plants from our garden really close to the creek. We are going to show our plants a little TLC, that means tender loving care.

*Where is Leonard's Creek?*

Leonard's Creek is in the forest right next to Crossroads Park which is not far from our school.

*What are we planting?*

1. Joe Pye Weed
2. Blue Vervain
3. White Boneset
4. Swamp Milkweed

Attention, please do not get close to the creek because you might step on the plants.

*Tell all your friends to come on down to Leonard's Creek.*

**Saving the Creek,** by Ava K.

An Alcona Glen, Grade Four class gets an indoor garden to help Crossroads Park Leonard's Creek. The students are planting plants such as Blue Vervain, White Boneset, Swamp Milkweed and Joe Pye Weed. They will be planting the plants there at Leonard's Creek after they have matured from the indoor garden in their portable. Miss Little's Grade Four class has been cleaning up the creek and now they are planting! Wow! What a helping hand. They were hoping everyone could stay off the plants and please don't touch them.

**Leonard's Creek,** by Samantha S.

On March 30<sup>th</sup>, we are planting an indoor garden and the plants we are planting are Blue Vervain, White Boneset, Swamp Milkweed and Joe Pye Weed. We are planting the plants in the creek in June. Our class knows that there is too much nitrogen and phosphorus in the creek. I would like to say that we want to help the creek so that plants can grow and living creatures can live in it.

To keep the plants alive, first you always give the plants the right amount of light and water. You need to always have fresh soil, then you have to check the starter garden. Finally you have to put plastic wrap around the garden until the seeds germinate. Then remove the plastic wrap to avoid mould growing on the soil.

**Leonard's Creek,** by Hailey B.

How Ms. Little's Class Saves Leonard's Creek On March 30<sup>th</sup>, Ms. Little's Grade 4 class is planting a starter garden in their classroom. They love the creek. One time they went to the creek and one of the volunteers rescued a snake that had tape on its head and they saved a living snake. I think that the volunteer did a great thing that day.

*Why is the creek in danger?*

Leonard's Creek is in danger because all the salt that you put on your driveway runs into the creek and kills wildlife. And wildlife is important. There is also lots of nitrogen and phosphorus. That's why we need to keep the creek clean so it's not in danger.

Types of plants that the class is planting are Blue Vervain, White Boneset, Joe Pyweed and Swamp Milkweed. I think the plants will help the creek and attract insects as well. We love the creek!

**Ms. Little's Class Saves Leonard's Creek,** by Carly M.

In Ms. Little's class we are going to save Leonard's Creek. What we are going to do is help the creek. We are planting flowers because the creek needs more nutrients and the plants absorb some of the nitrogen and phosphorus in the creek.

Some of the plants we are planting are Blue Vervain, White Boneset, Swamp Milkweed and Joe Pye Weed. We are going to start growing the plants in our classroom and we will have to take care of them.

**Leonard's Creek Becomes Healthy,** by Adrianna M.

Ms. Little's Grade 4's are planting aquatic plants call Blue Vervain, White Boneset, Swamp Milkweed and Joe Pye Weed. The first time Ms. Little's class went to the creek, they looked at the field, forest and creek. The second time the class went to the creek, they cleaned up all the garbage. Ms. Little's grade 4 will be planting the plants on March 30<sup>th</sup>. Ms. Little's class would like it if people would not step or hurt the plants in any way at all. We are planning in Leonard's Creek and the plants will be grown indoors in our portable. We will be showing the plants a little bit of TLC. If you don't know what TLC stands for, it's tender loving care.

**Helping Leonard's Creek,** by Emma B.

In Ms. Little's class we have helped Leonard's Creek. We helped the creek by picking up garbage and we found out that the creek got clogged by a log. So we moved it and soon the water was flowing again. Then we went back in the fall to make sure the creek was okay. We only found a few bugs and a frog.

*Helping the Animals*

When we were at Leonard's Creek, we helped out a snake because it was wrapped in plastic, and lots of it. After we helped the snake, we pick up some more garbage and made sure that the creek was ok. We went back to looking for bugs and frogs.

*Our Indoor Garden*

In June we are going to plant some plants like Blue Vervain, Joe Pyweed, Swamp Milkweed and White Boneset. We are planting them so we can use them for Leonard's Creek. So there are lots of flowers for bugs like bees and butterflies. The flowers will be with us for 3 months and they can grow up to over a metre.

*I think that is pretty cool so help us save the creek.*

**Ms. Little's Indoor Garden,** by Nick K.

Alcona Glen teacher Ms. Little gets an indoor garden to help a creek. The students are planting a variety of plants to help a community park which they will be starting in their room. Most of the kids in the room are excited to start.

The park they will be helping is Crossroads Park. The kids will be going to the park to plant what they have grown in June, once the plants have matured. However, they will be starting the planting project in April.

For example, some of the plants are called Joe Pye Weed, Swamp Milkweed, Blue Vervain, White Boneset. These are just a few names of what the kids will be planting.

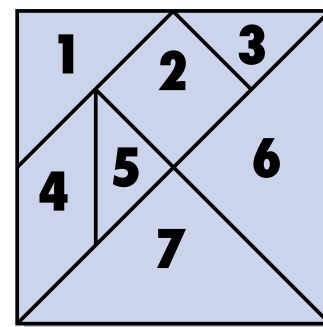
With each child participating, they are trying to raise awareness for this creek as it needs to be restored. Students are also asking for people not to step on the plants in order to keep them safe as we are trying to restore the creek to its proper nature.

# TANGRAMS Ancient Puzzle, MODERN FUN!

A **tangram** begins as a square. The square is cut into seven pieces. Each piece is called a **tan**.


Tangrams are used to make pictures. All seven pieces must be used. They must touch, but none may overlap.

**Standards Link:** Math/Geometry: Identify common geometric figures.



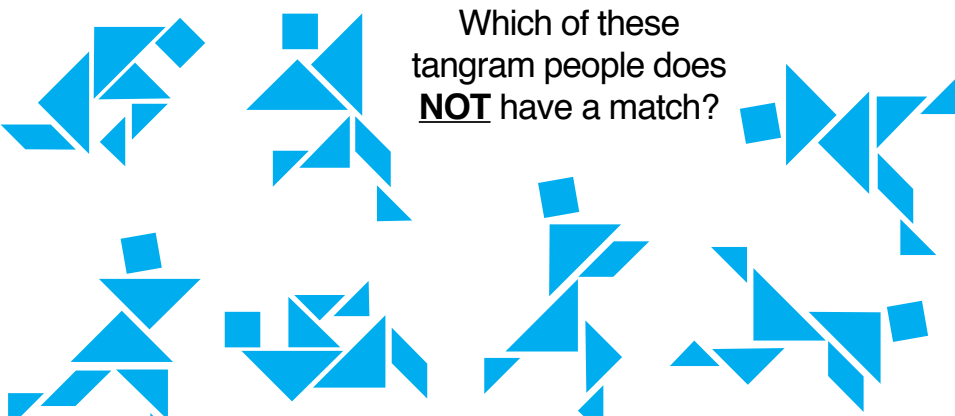
## Try a Tangram

Can you make each of these tangram animals? Cut out the tans on this page and give it a try! (The tans are too large to fit into these pictures. Try to copy the shape, not the size.)




What kinds of objects can you create on your own with the tans? Can you design a tangram spaceship or a tangram sailboat? Can you make letters and numbers? Be creative!

**Standards Link:** Math/Geometry: Identify common geometric figures.



Which of these tangram people does **NOT** have a match?




## Books

### The Greedy Triangle

by Marilyn Burns, illustrated by Gordon Silveria

The bored triangle wants more out of life and visits at shape shifter to add another angle and so change his shape. Then he just keeps adding angles until he is completely transformed. Geometric shapes are all around and this book will help students make the connections.



## A Tangram Legend

While no one knows for sure how \_\_\_\_\_ were invented, many legends have been told about their beginnings. Here is one:

Long ago, in ancient \_\_\_\_\_, the emperor asked his servant to bring him a piece of jade. While carrying the \_\_\_\_\_ piece of jade to the emperor, the servant tripped, and the jade \_\_\_\_\_ into seven pieces.

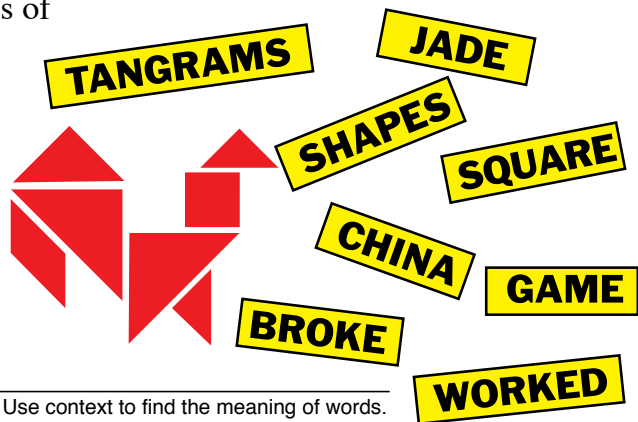
“Doomed! Oh, I am doomed!” wailed the servant. He tried and tried to put the pieces of

\_\_\_\_\_ back together in between his cries of dismay.

The emperor went to see what all of the noise was about and saw the broken square of jade.

“What a lovely jade puzzle!” said the emperor. He sat down and \_\_\_\_\_ on reassembling the jade. He had so much fun, he decided to see if he could make different \_\_\_\_\_. Soon the emperor was telling everyone else about it, and a new \_\_\_\_\_ had begun.

Oops! The tangram rooster has taken some of the words out of the legend. Draw a line from each word to where it belongs in the legend.




Standards Links: Vocabulary: Use context to find the meaning of words.

## Early Tangram Evidence

The earliest known Chinese book with a tangram puzzle in it is dated 1813, but the puzzle was very old by then. One reason for this could be that in China at the time, the tangram puzzle was considered a game for women and children. This would have made it unworthy of “serious” study and unlikely to be written about.

In the 19th century, when Europe and the United States started trading with China, sailors brought home this new-found game. “The Chinese Puzzle” spawned a flood of books and picture card sets.



Standards Link: Math/Geometry: Identify common geometric figures.

**CONTEST!** Find a **TYPO** and you could win a **PIZZA PARTY!** for your class sponsored by **PIZZA NOVA**

Help keep us on our toes! Kid Scoop News tries very hard to bring you error free content, but some things will sneak past us in the proofing process. If you find a typo, visit us at [www.scooptroup.ca/contests](http://www.scooptroup.ca/contests) and tell us what you found. Each month we'll draw for a pizza party for one lucky classroom! Full details online.

Please note Pizza Nova is not available in all our areas of circulation and alternate pricing may be substituted

## Try This At Home

Encourage reading at home with *Kid Scoop News* and this family involvement activity!

Find an adult to help you today with these geometry questions.

How many geometric shapes can you name? Look around you to see the geometric shapes you can spot.

Write a short description of each one

A \_\_\_\_\_ has \_\_\_\_\_ sides.

A \_\_\_\_\_ looks like a \_\_\_\_\_.

Review the page on Tangrams in this issue. Cut out the shapes in the tangram or trace them and cut them out of a piece of construction paper.

Name the geometric shapes in a tangram.


Create a triangle using 2 shapes

Create a square using 2 shapes

Create a square using 4 shapes

Create a rectangle using 3 shapes

Now see how many different objects you can make with the shapes.



## Websites

### Tangram Game

[pbskids.org/cyberchase/math-games/tangram-game/](http://pbskids.org/cyberchase/math-games/tangram-game/)

Match the shape by moving the seven pieces provided into place by clicking and dragging. Enjoy this geometric workout for your brain.

### Tangram Channel

[tangram-channel.com/animals-easy/](http://tangram-channel.com/animals-easy/)

Choose your tangram difficulty level and see if you can match the shapes to make these tangram animals.

### Legend and History of the Tangram

[tangram-channel.com/legend-of-the-tangram/](http://tangram-channel.com/legend-of-the-tangram/)

Here's the ancient Chinese story of tangrams and how they originated in the long journey of the sage and a broken piece of glass.

### A Sage's Journey

[youtu.be/X5mc-dkYLfI](http://youtu.be/X5mc-dkYLfI)

The sage's story told in detail on Youtube as an animation using tans.

# Busy Bee



Can you help this bee make its way through this honeycomb? Start with the number 16 and count by 2s to make a path to the exit.

30	18	16	56	33	104	81	6
6	17	48	29	80	16	8	110
34	19	18	47	3	22	14	108
82	94	63	17	49	64	999	112
35	66	20	19	12	62	66	106
4	22	106	50	18	71	68	114
36	24	164	48	52	60	75	104
26	168	13	45	148	73	70	116
38	170	25	46	54	58	77	102
28	37	44	109	56	201	72	118
40	22	51	23	67	208	74	100
30	6	42	32	77	222	76	120
42	20	40	14	121	82	78	98
32	59	13	89	84	80	96	122
44	34	38	9	104	88	94	124
180	36	12	10	86	92	126	140
162	14	33	67	19	90	42	128
2	97	109	11	121	146	130	150

## FUNNY HONEY

Whoops! These worker bees carried off the punch line for each riddle. Draw a line to connect each riddle with its punch line.

What kind of bee has trouble making decisions?

What does a bee wear in really cold weather?

How do bees get to school every day?

How do bees style their hair?

On the school buzz.

A yellow jacket.

With a honey comb.

A maybe.

Sweet!



Saturday May 23 • Main Street, Beeton • 9am-4pm  
Featuring over 170 vendors, including bee keepers and honey products, plants and garden items, home decor, antiques and collectibles, crafts, fashion, jewellery, toys, farm market produce, food candy and more!


Kids Corner; Juggling and Magic Shows, Free pony rides all day. Enjoy Live Entertainment, Pancake Breakfast, Classic Car Show and did we mention the Food? Fresh cut local fries, funnel cakes, Hawaiian BBQ, Fresh Fudge, Beaver Tails, Caribbean Jerk, Sushi, Souvlaki, Pizza, Kawartha Ice Cream and on and on. **FREE ADMISSION!**




Bring your family and enjoy "One Honey of a Hometown"

Visit our website for more details: [www.beetonhoneyandgardenfestival.com](http://www.beetonhoneyandgardenfestival.com)





# APRIL 2015



SUNDAY	MONDAY	TUESDAY	WEDNESDAY	THURSDAY	FRIDAY	SATURDAY
<p><b>Flowers are blooming on this page. Can you find the one that is different?</b></p>			<p><b>1</b> Season's Greetings!</p> <p>April Fool's Day</p>	<p><b>2</b> Find some of your favourite books and read them to a younger child.</p> <p><b>International Children's Book Day</b></p>	<p><b>3</b> How long can you go without watching TV? How many books could you read if you gave up TV for a few days?</p> <p><b>Turn Off TV and Read Month</b></p>	<p><b>4</b> Look up at the sky for 15 minutes tonight. How many aircraft can you spot in that amount of time?</p>
<p><b>5</b> Have fun counting eggs today!</p> <p><b>Happy Easter</b></p>	<p><b>6</b> Tartans of all varieties are worn to recognize and celebrate the contributions of Scots and their descendants in Canada</p> <p><b>National Tartan Day</b></p>	<p><b>7</b> Do something to improve your health today. Go for a long walk, make a nutritious meal and get a good night's sleep.</p> <p><b>World Health Day</b></p>	<p><b>8</b>  Do you have books you've outgrown? Contact your library and see if you can donate them.</p> <p><b>National Library Week</b></p>	<p><b>9</b> <b>National Day of Remembrance for those Canadians who fought in this battle during World War I</b></p> <p><b>Vimy Ridge Day</b></p>	<p><b>10</b>  Do something nice for a brother or sister today. Maybe they will do something nice for you!</p> <p><b>Sibling Day</b></p>	<p><b>11</b>  How many foods starting with the letter <b>B</b> have you eaten this week?</p>
<p><b>12</b> <b>RESEARCH IT:</b> Beverley Cleary was born on this day in 1916. Can you find the names of the books she has written?</p>	<p><b>13</b> Learn all the words to one of your parents' favourite songs. Have a family sing along</p>	<p><b>14</b> <b>RESEARCH IT:</b> The Titanic sank on this day in 1912. What caused the disaster?</p>	<p><b>15</b> <b>Ask if you can help make dinner tonight. Suggest a recipe and be sure to help clean up, too!</b></p>	<p><b>16</b> Discuss the meaning of the word <b>meditate</b>. Close your eyes and sit completely still. Be calm and meditate for five minutes today.</p>	<p><b>17</b> Have you or your friends mastered the cartwheel yet? Don't give up! Practice is great exercise.</p>	<p><b>18</b> <b>RESEARCH IT:</b> Who were the first people to reach the North Pole on this day in 1898?</p>
<p><b>19</b> Write a paragraph starting with the words "I remember the time that I..."</p>	<p><b>20</b>  Oak St. Ash Dr. Elm St. Draw a map of your route to school. Include landmarks along the way.</p>	<p><b>21</b> Clip coupons from the newspaper or online. Set aside the amount of money you save to use for a special treat for the family.</p>	<p><b>22</b>  Put on gloves and go for a walk and pick up trash in your neighbourhood or join a park clean-up project.</p> <p><b>Earth Day</b></p>	<p><b>23</b>  Explore different career choices today. Learn a little of what it takes to achieve these careers.</p> <p><b>Take Your Kids to Work Day</b></p>	<p><b>24</b> Plan a visit to a tree nursery</p> <p><b>Arbor Day</b></p>	<p><b>25</b> Create a comic strip. Use two characters to tell knock-knock jokes or riddles.</p> <p><b>National Humor Month</b></p>
<p><b>26</b> Learn about the Nature Explore club to gain a better appreciation of nature.</p>	<p><b>27</b> <b>FAMILY MOVIE NIGHT</b> Watch a movie made before 1950. Then talk about things you noticed that are different from modern movies.</p>	<p><b>28</b> Calling all poets! Write down ten pairs of words that rhyme. Now write down a poem using those words.</p> <p><b>National Poetry Month</b></p>	<p><b>29</b> With a friend, create a secret code. Write messages to each other using the code. Then see if other friends can "break" the code and figure out what you wrote.</p>	<p><b>30</b> On this day, you can ask a question and the person answering must give an honest answer.</p> <p><b>National Honesty Day</b></p>		


## Theatre/Drama Ages 5+

# Summer Camp

Weeks in July and August - 705-718-7423

Join us for a week of theatre, crafts, costuming, makeup games and lots of fun! 9am-4pm (late pickup available)

Production at the end of the week!



HELEN O'GRADY  
DRAMA ACADEMY

[www.helenogrady.ca/simcoe](http://www.helenogrady.ca/simcoe)  
[simcoe@helenogrady.ca](mailto:simcoe@helenogrady.ca)



# A Visit to the Philippines



## How the Philippines Began

Replace the missing words to read a myth about the creation of the Philippines.

The \_\_\_\_\_ was once made up of the Sky (on top), the Sea (at the bottom), and a large Bird which flew constantly between the first two. The Bird grew \_\_\_\_\_ of flying since he didn't have any place to \_\_\_\_\_, so he started an \_\_\_\_\_ between those two best of friends, the Sky and the Sea.

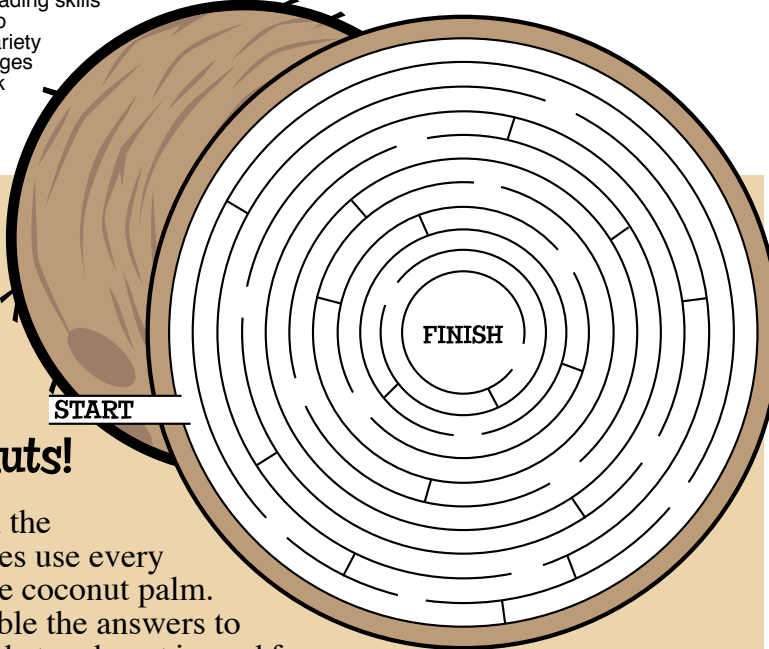

Bird told the Sea that the Sky wanted to hit her with \_\_\_\_\_. The Sea reacted by throwing \_\_\_\_\_ of water towards the Sky.

The Sky moved even higher, but when he saw the Sea's waves \_\_\_\_\_ some more, he then threw soil towards the Sea. The soil quieted the Sea and also made the Sky lighter. The soil turned into 7,000 \_\_\_\_\_ and that is how the Philippines came to be.

The Bird told the Sky that the Sea wanted to \_\_\_\_\_ him with her mighty waves. Then the

**Standards Link:** Language Arts: Students use reading skills and strategies to understand a variety of literary passages (e.g., myths, folk tales, legends).

Reprinted with permission from [folktales.webmanila.com](http://folktales.webmanila.com)



### Nuts About Coconuts!

People in the Philippines use every part of the coconut palm. Unscramble the answers to find out what each part is used for:

LEAVES: dashe [ ] [ ] [ ] [ ] [ ] [ ]

COCONUTS: dofo [ ] [ ] [ ] [ ] [ ] [ ]

COCONUT SHELLS: doofriwe [ ] [ ] [ ] [ ] [ ] [ ] [ ] [ ] [ ] [ ] [ ] [ ]

FLOWER NECTAR: a sweet nikrd [ ] [ ] [ ] [ ] [ ] [ ] [ ] [ ]

TRUNK: brumel [ ] [ ] [ ] [ ] [ ] [ ] [ ] [ ]

## Double Double Word Search

- MYTH
- COCONUT
- UNIVERSE
- WAVES
- ARGUMENT
- DRINK
- PALM
- SOIL
- LUMBER
- QUIETED
- BIRD
- CHILD
- PEOPLE
- PLACE
- HIGHER


Find the words by looking up, down, backwards, forwards, sideways and diagonally.

D	E	T	E	I	U	Q	A	C	A
M	H	I	G	H	E	R	E	O	Y
E	C	A	L	P	G	S	T	C	S
H	S	A	R	U	R	P	B	O	D
K	O	E	M	E	E	A	I	N	L
U	N	E	V	O	B	L	T	U	I
C	N	I	P	A	R	M	Y	T	H
T	N	L	R	E	W	A	U	T	C
U	E	I	O	D	R	I	B	L	N

**Standards Link:** Letter sequencing. Recognized identical words. Skim and scan reading. Recall spelling patterns

## Pedal to School

Children in some villages in the Philippines ride to school in a three-wheeled vehicle instead of a school bus. Use the code to find out what these are called.



[ ]	[ ]	[ ]	[ ]	[ ]	[ ]	[ ]
4	3	1	8	5	7	2

A = 7   B = 2   C = 5   D = 1  
E = 3   I = 8   P = 4   S = 6

**Standards Link:** Geography: Know the modes of transportation used to move people from place to place.

## Kid Scoop Puzzler


- 7 - 2 = \_\_\_ lima (lee-MA)
- 3 - 2 = \_\_\_ isa (EE-sah)
- 2 + 1 = \_\_\_ tatlo (tot-LOW)
- 2 + 2 = \_\_\_ apat (ah-POT)
- 7 + 3 = \_\_\_ sampu (sahm-P00)
- 5 - 3 = \_\_\_ dalwa (da-la-WA)
- 4 + 2 = \_\_\_ anim (ah-NEEM)
- 4 + 3 = \_\_\_ pito (pee-TOW)
- 6 + 3 = \_\_\_ siyam (SHAHM)
- 9 - 1 = \_\_\_ walo (wa-LOW)

Do the math to learn how to count to 10 in the Philippines.

# SLIMY SCIENCE

Kid Scoop digs up the dirt on snails.


## The Beautiful Snail



### The Shell

Snails hatch from eggs as teeny, tiny snails. As they grow, the shell grows, too.

Snails don't live just in gardens. They can also be found in ponds and even in the ocean. They are related to oysters, clams and even octopuses. They are part of the group of animals with soft bodies known as mollusks.



### Tentacle Eyes and Nose

A snail's eyes are at the end of its long tentacles. The short tentacles are for smelling.


### Breathing Hole

Snails breathe through a hole near their shell.

### One Fine Foot

Snails slide along the flat part of their body, called the "foot." Snails make a trail of silvery slime. This helps them to slide up walls and even crawl upside down.

If the weather turns very cold or very dry, a snail pulls into its shell and waits for the cool, damp weather it loves. It fills up the opening of its shell with a mucus-like slime, that hardens into a snug door.




How many snails can you find on this page?




You can make a comfy motel and invite some snails for a visit. Look for snail visitors under rocks and leaves.


1. Partially fill a large jar with moist soil.
2. Add a piece of chalk, some leaves, grass, and chunks of bark.
3. Give the snails lettuce and cabbage leaves to eat.
4. Keep the jar covered with a piece of nylon stocking or window screen.
5. Keep the Snail Motel in a shady place.
6. Twice a week replace the old soil and food.



The snail has a latin name that means "a belly-footed animal." Use the code to find out what this name is.



A = ●	G = ▽	O = ■	S = +
D = ▲	H = ☾	P = ★	T = ⚡
F = ◻	N = ▼	R = ☾	U = ➤



Standards Links: Reading Comprehension: Follow multiple-step written directions

## Introductory Musical Theatre Program for Youth



705-718-7423 • www.gigglepusspr.com

## A Christmas Cinderella

20 week rehearsal program starts in July. Performances in December.

Program is open to kids ages 9-12 for our junior production company.

Visit our website for roles and program information.

Auditions will commence in May, 2015



# The Bunny Buddies

**WARNING!**  
DO NOT DO THIS PAGE ALONE!

Find a buddy and do this page together! If the page looks easy, find somebunny younger to be your buddy. If the page looks hard, find somebunny older to help you.

## Burrow Bungle

Buzz and Beeper hid their Easter basket deep underground. But they did such a good job hiding it, even THEY can't find it now! Can you?

**Buzz!** **Beeper!**

## Beeper's Bug Collection

Beeper has made some bugs out of construction paper. Help her label each bug using only straight lines.

BUTTERFLY

BEE T O

BUMBLEBEE

LADYBUG


GRASSHOPPER

Standards Link: Reading Comprehension: Follow simple written directions.

## Spring Flowers

Buzz wants to make a bouquet of flowers for his mom that looks like this picture. Circle the set of flowers on the grid that matches this one:


Standards Link: Investigation: Find similarities and differences in common objects.









## Who took Buzz's carrot?

One of the Bad Bunny Brothers gobbled up Buzz's carrot that he was planning to have for lunch. Use the clues to figure out who did it.




The thief has stripes on his shirt, but not horizontal ones. He is looking at another bunny. He is not missing a front tooth.

# Kid Scoop News® ART GALLERY!

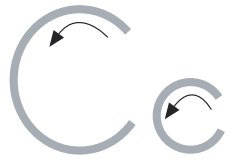


Carolina has a new crown. But when she looked in the mirror, she started to frown. How many differences can you find between Carolina and her reflection?



**My Letters**


C is for Crown  
c is for crown



**Learning Buddies:** Read the two phrases aloud. Have your child read with you. Trace the uppercase and lowercase letter C. Say the letter as you trace it.

How many words or pictures can you find on this page that start with the sound the letter C makes in the word **crown**?

**My Numbers**

How many  ?  
clocks



How many  ?  
cars




**Learning Buddies:** Trace and say the number. Read the questions. Touch and count to find the answers.

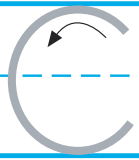
**My Rhyme Time**

“Little girl, little girl, where have you been?”  
“Gathering roses to give to the Queen.”  
“Little girl, little girl, what gave she you?”  
“She gave me a diamond as big as my shoe.”

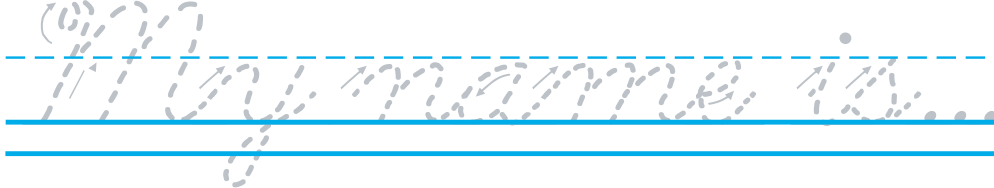
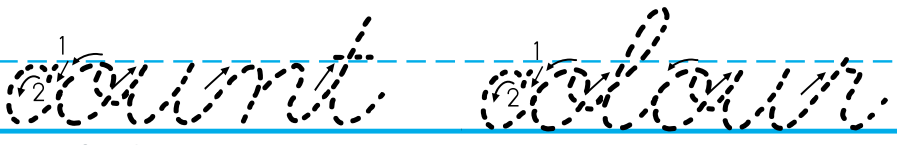
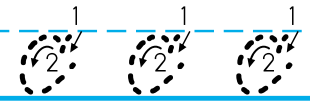
**My Sentence**

**Learning Buddies:** Read the first part of the sentence aloud. Ask your child to think of a way to finish the sentence. Write your child's words in the lines. Read the entire sentence to your child while pointing out that reading is done from left to right. Older children may want to trace all or some of the letters in the sentence.

 My crown is   Start Finish



Let's Try Cursive. Trace over the samples we made and then try your own!



# PIZZA NOVA®

SCHOOL LUNCH PROGRAM

## What's for Lunch?




Contact Stephanie Skrypnyk  
416-439-0051 ex 291

## KID SCOOP GALLERY

Take this shape and create your own drawing!

Visit ScoopTroop.ca to see your amazing drawings in the online gallery.

Please email your camera or phone image to [production@kidscoop.ca](mailto:production@kidscoop.ca). If no electronic access mail your image to: **1062 Muriel Street, Innisfil ON L9S 4W7**.  
**Tip for digital pictures:** Please have someone hold the photo upright while taking the picture for better perspective. Send large version just in case we use in paper.



First Name: \_\_\_\_\_ Last Initial: \_\_\_\_\_

School: \_\_\_\_\_ Age: \_\_\_\_\_

### Summer Camps

Each of our camps focus on different areas of specialty from art and athletics to environmentalism or golf. All camps are designed to develop teamwork and leadership skills while forging strong friendships and building lasting memories!

- Tiny Trekkers (ages 3-7)
- Shining Stars (ages 7-13)
- MVPs (ages 7-13)
- Early Explorers (ages 7-13)
- Future Masters (ages 10-14)
- Young Leaders (ages 13-16)

**Rates:**  
\$160 - \$295 per week  
Daily rates also available  
\$10/day buffet style lunch program prepared daily

Call to register: 705-445-5796  
[www.thecranberryresort.com](http://www.thecranberryresort.com)

### Tap into Maple

- Hands on Experiences
- Events & Celebrations
- Stay & Discover Packages
- Unique Giftware
- Nature Explorations
- Culinary Delights

Come and experience all things **MAPLE** on the **SWEETEST** route in Ontario's Lake Country & Springwater!  
[www.TapIntoMaple.com](http://www.TapIntoMaple.com)

Ontario's **Lake Country**  
ORILLIA • ORO-MEDONTE  
RAMA • RAMARA • SEVERN

Pick up a brochure and complete your passport for your chance to win!



Thrifty & Fritter™

# in SNACKS AND SALES TAX

I'm confused, Thrifty! The newspaper ad said that my favourite treats were on sale for \$2.99. But when I got up to the checkout counter, it cost \$3.19! How can that be? Is it some kind of a trick?



No, it's not a mistake, Fritter. You forgot about SALES TAX. Sales tax is added to the price of many things you buy in stores, so you have to always keep that in mind when figuring out if you can afford to buy something!



Wow! Sales tax takes a bite out of my snacks before I do!

**A Note to Parents**  
Show your child a grocery store receipt and point out the sales tax.



SYEEWAFR

## Your Tax Dollars: What They Buy

Most things you buy at a store are taxed. That means you pay a little more than the price tag shows to pay the sales tax. Cities, provinces and the federal government use tax dollars to pay for a variety of services and government functions. Unscramble the letters to discover some of the things taxpayer dollars buy.



SROCTU



SLIRBEIRA



HIFREEGSIFTR

Let's Talk!

Talk with a parent about sales tax. Ask them how they estimate the cost of something when they're deciding to make a purchase. Ask them what other kinds of taxes they pay.



LOCHSOS



LEPICO



FEENSED



We'd like to say a great big **THANK YOU** to our classroom sponsors and the advertisers that help us reach thousands of Kid Scoop News readers each month!

We would also like to thank our wonderful prize sponsors who provide us the means to offer fun contests and our Business Subscribers who carry these papers in their outlets.

You can help by becoming a Kid Scoop News sponsor. Give us a call to find out how to become a Champion of Literacy: 705-733-0033.

# Thank you!

We've got kids reading!

## PIZZA NOVA®



Milk. Really keeps kids going. [www.MilkinSchool.ca](http://www.MilkinSchool.ca)

